
Join | Sign in | Facebook Connect

Solution Finder

Find a Shop

MyCar

Research

Solution Finder

Tell us about your car so that we can show you specific solutions:

YearMakeModelZip Code

Tell us your symptoms:

What is wrong with your car?

Find Solution

>> Show me my options

Get the App

Tell us more about your car above to see estimates on repairs.
Use the links below to browse suggested repairs or to find a Shop or Dealership near you.

dismiss

Solution Finder

Print List | Save to MyCar | Share

Browse Solutions

Most Popular

Repairs


Maintenance


Tires & Wheels


I'm Not sure

Suggestions: Brakes | Engine | Most Popular | Scheduled Service | Tires & Wheels

Don't see what you're looking for?


 See Answers to your Questions

 Ask a Question your car

 Find a quality shop or Dealer

Page State
Solution Finder
User is not logged in
Car Type and Zip not selected

Open Issues
"Suggestions" treatment needs
more consideration. "Get Started"
may be a more effective message.


Join | Sign in | Facebook Connect

Solution Finder

Find a Shop

MyCar

Research

Solution Finder

Tell us about your car so that we can show you specific solutions:

2004HondaCivic98119optional

Tell us your symptoms:

ABS Brake thing...

Find Solution

Help me with...

Antilock brake **Control Module** (ABS Control Module Replacement)

Antilock brake **Control Module** (ABS System Diagnosis)

Antilock brake **wheel speed sensor** (ABS Wheel Speed Sensor Replacement)

I'm Not Sure...

Solution Finder

Browse Solutions

Most Popular

Repairs

Maintenance

Tires & Wheels

I'm Not sure

Suggestions: BrakesEngineMost PopularScheduled ServiceTires & Wheels

Don't see what you're looking for?

See Answers to your Questions

Ask a Question your car

Find a quality shop or Dealer

Get the App

near you.

dismiss

Save to MyCar | Share | f

Page State
Solution Finder
User is not logged in
Car Type and Zip selected

NOTE
Alice sees the topic in the auto complete that most closely matches what she thinks she might need. She selects that.

Open Issues
"Suggestions" treatment needs more consideration. "Get Started" may be a more effective message.

RepairPal
Get Car Help

Join | Sign in | Facebook Connect

Solution Finder | Find a Shop | MyCar | Research

Solution Finder

Showing you Solutions for: 2004 Honda Civic DX at 98119 change | save to mycar

Tell us your symptoms:

ABS Control Module

Find Solution

>> Show me my options

Solution Finder >> Solutions: "ABS Control Module"

Print List | Save to MyCar | Share

Browse Solutions

Most Popular

Repairs


Maintenance

Tires & Wheels


I'm Not sure


We found 3 solutions that match: "ABS Control Module"

Relevance | Alphabetical

ABS Control Module Replacement 
The antilock brake control module counts the number of revolutions each wheel makes to determine whether the brake at each wheel is operating correctly or if it has locked up.

See Estimate

ABS System Diagnosis 
See Estimate

ABS Wheel Speed Sensor Replacement 
See Estimate

We found 3 quality shops near you: >> See more shops and Dealerships

Featured Listings

Stauder Automotive Service
(510) 658-3070 ★★★★★ (3)
5930 College Ave (2.4 mi)

Steve's Auto Repair
(510) 261-6188 ★★★★★ (2)
2400 E 12th Street (4.8 mi)

Car Care Automotive
(510) 444-1127 ★★★★★ (1)
320 23rd St (2.2 mi)

Map showing locations near Berkeley, Oakland, and Alameda.

More Solutions:


Ask a Question about your 2005 Honda Accord

See Answers to Honda Accord Questions

Page State
Solution Finder
User is not logged in
Car Type and Zip selected


NOTE
Definition shows on mouse over

Open Issues
Need variation that illustrates
problem reports and other solution
types.

 Get Car Help

Join | Sign in | Facebook Connect

Solution Finder | Find a Shop | MyCar | Research

 Solution Finder

Showing you Solutions for: 2004 Honda Civic DX at 98119 [change](#) | [save to mycar](#) [Get the App](#)

Tell us your symptoms:

ABS Control Module

Find Solution

>> Show me my options

Solution Finder >> Search

Browse Solutions

Most Popular Repairs

Maintenance

Tires & Wheels

I'm Not sure

Choose a repair

Scheduled Maintenance

- 30,000 Mile Service
- 50,000 Mile Service
- 60,000 Mile Service
- 90,000 Mile Service
- 120,000 Mile Service
- More...

Tires

- Tire Replacement

Maintenance

- Air Filter Replacement
- Automatic Transmission Fluid Change
- Brake Fluid Replacement/Flush
- Cabin Air Filter Replacement
- Coolant Replacement/Flush
- Drive Belt(s) Replacement
- Fuel Filter Change
- Manual Transmission Fluid Change
- Oil and Filter Change
- Rotate Tires
- Valve Adjustment

Brakes

- ABS Control Module Replacement
- ABS System Diagnosis
- ABS Wheel Speed Sensor Replacement
- Brake Caliper Replacement - Front
- Brake Caliper Replacement - Rear
- Brake Master Cylinder Replacement
- Brake Pad Replacement; Resurface Rotors
- Brake Pad and Rotor Replacement
- Brake Pad(s) Replacement
- Brake Shoe Replacement; Resurface Drums
- Brake Shoe and Drum Replacement
- Brake Shoe(s) Replacement
- Brake Wheel Cylinder Replacement

Drive Train

- Automatic Transmission Diagnosis
- Axle/Half Shaft Replacement - Front
- Axle/Half Shaft Replacement - Rear
- Clutch Assembly Replacement
- Clutch Master Cylinder Replacement
- Clutch Slave Cylinder Replacement
- Universal Joint Replacement

Engine

- Coolant Leak Diagnosis
- Coolant Reservoir Replacement
- Engine Oil Light Diagnosis
- Engine Overheating Diagnosis
- Fuel Injector Replacement
- Fuel Pump Replacement
- Head Gasket(s) Replacement
- Ignition Switch (Electrical Portion) Replacement
- No Start Diagnosis
- Oil Leak Diagnosis
- Oil Pan Reseal - Engine
- PCV Valve Replacement
- Radiator Fan Assembly Replacement
- Radiator Hose Replacement
- Radiator Replacement
- Spark Plug Replacement
- Thermostat Replacement
- Timing Chain Replacement
- Valve Cover Gasket(s) Replacement
- Water Pump Replacement

Exhaust & Emissions

- Catalytic Converter Replacement
- Check Engine Light Diagnosis
- Exhaust Manifold Gasket(s) Replacement
- Exhaust Manifold Replacement
- Oxygen Sensor Replacement

Electrical & Lights

- Alternator Replacement
- Battery Replacement
- Charging System Diagnosis
- Door Window Motor Replacement
- Door Window Regulator Replacement
- Starter Replacement

Suspension & Steering

- Ball Joint Replacement - Lower
- Ball Joint Replacement - Upper
- Power Steering Pressure Hose Replacement
- Power Steering Pump Replacement
- Shock Absorber Replacement - Front
- Shock Absorber Replacement - Rear
- Steering Rack Replacement
- Tie Rod End Replacement - Inner
- Tie Rod End Replacement - Outer
- Wheel Alignment - 4 Wheels
- Wheel Bearing Replacement - Front
- Wheel Bearing Replacement - Rear

Heating & Air-Conditioning

- AC Compressor Replacement
- AC Condenser Replacement
- AC Evaporator Replacement
- AC Recharge
- Air Conditioning Diagnosis
- Heater Blower Motor Replacement
- Heater Control Valve Replacement
- Heater Core Replacement
- Heater Hose Replacement

Page State
Solution Finder
User is not logged in
Car Type and Zip selected

Open Issues
Notes here

RepairPal
Get Car Help

Join | Sign in | Facebook Connect

Solution Finder | Find a Shop | MyCar | Research

Solution Finder Showing you Solutions for: 2004 Honda Civic DX at 98119
Solution for: ABS Control Module

We need to know a little more...

natoque penatibus et maconsectetur adipiscing elit. Suspendisse tellus ligu
Lipsum

natoque penatibus et macons
Lipsum

natoque penatibus et macons
Lipsum

go back Next

ABS Wheel Speed Sensor Replacement

We found 3 quality shops near you: >> See more shops and Dealerships

Featured Listings

- Stauder Automotive Service
(510) 658-3070 ★★★★★ (3)
5930 Collage Ave (2.4 mi)
- Steve's Auto Repair
(510) 261-6188 ★★★★★ (2)
2400 E 12th Street (4.8 mi)
- Car Care Automotive
(510) 444-1127 ★★★★★ (1)
320 23rd St (2.2 mi)


Map showing locations near Berkeley, Oakland, and Alameda.

More Solutions:


Ask a Question about your 2005 Honda Accord | See Answers to Honda Accord Questions

Page State
Solution Finder
User is not logged in
Car Type and Zip selected

Open Issues
Notes here

 Join | Sign in | Facebook Connect

[Solution Finder](#) | [Find a Shop](#) | [MyCar](#) | [Research](#)

 Showing you Solutions for: 2004 Honda Civic DX at 98119
Solution for: ABS Control Module
change | save to mycar

Solution Finder >> Solutions: "ABS Control Module" > Repair Estimate: ABS Control Module Replacement
Print List | Save to MyCar | Share |

Repair Estimate: "ABS Control Module Replacement"

Quality Product promo

RepairPrice Estimate™
Estimated price range for your repair
\$619 - \$977
Estimated Price Range

Estimate Includes:
Labor: \$121 - \$155
Parts: \$498 - \$822
▪ ABS Control Module

About this Repair: ABS Control Module Replacement for your 2004 Honda Civic
Best Practices

- On some vehicles, it will be necessary to flush the brake system with new fluid when replacing the ABS control module.

Common Symptoms

- A failing ABS control module can turn on the ABS light and disable the Traction and Stability Control Systems (if equipped). In some cases, the speedometer will stop working and the Check Engine Light will come on.
- A malfunctioning ABS control module can cause abnormal braking behavior when braking at low speeds.
- A loose or poor connection to ABS control module can turn on an ABS dashboard light.


[Learn more about ABS Control Module Replacement](#)
[Is something missing or wrong?](#)

More Solutions:


Ask a Question about your 2005 Honda Accord

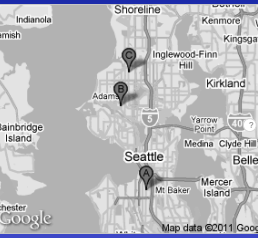
See Answers to Honda Accord Questions

Next Steps:


 Save to My car


Or


 Find a quality Shop or Dealership that will match this price!


Map data ©2011 Google

RepairPal Top Shops:


 **Big O Tires 4 Less**
(206) 395-4930
2701 4th Ave S (4.4 mi)

 **Apex Automotive**
(206) 784-8292 ★★★★★ (2)
826 NW 49th St (1.8 mi)

 **Scanwest Autosport II Inc**
(206) 453-0481
9520 Greenwood Ave N (4.2 mi)

Page State
Repair Estimate
User is not logged in
Car Type and Zip selected

Open Issues
Need to promote "My Car" here as well as finding a shop. How do we promote both?

 Get Car Help

Join | Sign in | Facebook Connect

[Solution Finder](#) | [Find a Shop](#) | [MyCar](#) | [Research](#)

Showing you Solutions for: 2004 Honda Civic DX at 98119
Solution for: ABS Control Module
[change](#) | [save to mycar](#)

Find a Shop

We found 495 listings matching Honda within 10 miles of 98119

Search by Shop Name >>

Filter Your Results

Sort By:
Relevance
Distance
Score

Search area:
1 mile
2 miles
5 miles
10 miles
25 miles
50 miles

Advanced Filters

Is your shop or dealer missing?
[Add a Shop](#)

Featured Listings

Big O Tires 4 Less
(206) 395-4930
2701 4th Ave S (4.4 mi)
★★★★★ (2)

Apex Automotive
(206) 784-8292
826 NW 49th St (1.8 mi)
★★★★★ (2)

Autohaus Vick Inc
(425) 644-7100
14121 NE 24th St (10.0 mi)
★★★★★ (2)

Scanwest Autosport II Inc
(206) 453-0481
9520 Greenwood Ave N (4.2 mi)
★★★★★ (2)

Standard Listings

Autologic Inc
1407 132nd Avenue Northeast Ste. 3 (9.4 mi)
★★★★★ (3)

The Import Doctors
211 Bell St (1.9 mi)
★★★★★ (2)

Bellevue Motor Works
1630 136th PI NE Ste C (9.6 mi)
★★★★★ (2)

Mercer Island Service Center
2728 80th Ave (7.2 mi)
★★★★★ (2)

European Motors Corp
16017 Aurora Ave N (7.5 mi)
★★★★★ (2)

Honda of Seattle
1015 Olive Way (2.2 mi)
★★★★★ (1)

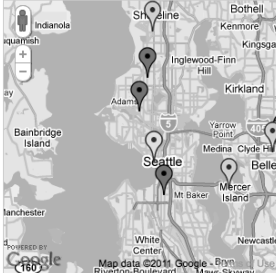
Daisywagen Foreign Car Service
5701 Roosevelt Way Ne (3.4 mi)
★★★★★ (1)

Carl's Foreign Car Services
2605 Ne 55th St (3.7 mi)
★★★★★ (1)

34th Street Garage
2410 34th Ave (1.7 mi)
★★★★★ (1)

L A Auto Repair
7001 15th Avenue Northwest (3.0 mi)
★★★★★ (1)


Clinton's Auto Repair, LLC
5330 Roosevelt Way NE (3.0 mi)
★★★★★ (1)



How to pick a shop or dealership

Page State
Directory
User is not logged in
Car Type and Zip selected

Open Issues
notes

 Get Car Help

Join | Sign in | Facebook Connect

[Solution Finder](#) | [Find a Shop](#) | [MyCar](#) | [Research](#)

Showing you Solutions for: 2004 Honda Civic DX at 98119
Solution for: ABS Control Module
[change](#) | [save to mycar](#)

Find a Shop

We found 495 listings matching Honda within 10 miles of 98119

Search by Shop Name >>

Search by shop name

Search

Filter Your Results

Sort By:

Relevance

Distance

Score

Search area:

1 mile

2 miles

5 miles

10 miles

25 miles

50 miles

Advanced Filters

Is your shop or dealer missing?

Add a Shop

Featured Listings

Big O Tires 4 Less

(206) 395-4930

2701 4th Ave S (4.4 mi)

Apex Automotive

(206) 784-8292

826 NW 49th St (1.8 mi)

Autohaus Vick Inc

(425) 644-7100

14121 NE 24th St (10.0 mi)

Scanwest Autosport II Inc

(206) 453-0481

9520 Greenwood Ave N (4.2 mi)

Standard Listings

Autologic Inc

1407 132nd Avenue Northeast Ste. 3 (9.4 mi)

The Import Doctors

211 Bell St (1.9 mi)

Bellevue Motor Works

1630 136th Pl NE Ste C (9.6 mi)

Mercer Island Service Center

2728 80th Ave (7.2 mi)

European Motors Corp

16017 Aurora Ave N (7.5 mi)

Honda of Seattle

1015 Olive Way (2.2 mi)

Daisywagen Foreign Car Service

5701 Roosevelt Way Ne (3.1 mi)

Carl's Foreign Car Services

2605 Ne 55th St (3.7 mi)

34th Street Garage

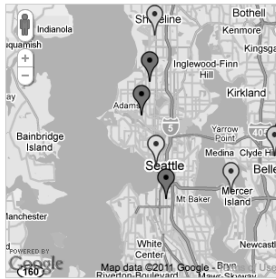
2410 34th Ave (1.7 mi)

L A Auto Repair

7001 15th Avenue Northwest (3.0 mi)

Clinton's Auto Repair, LLC


5330 Roosevelt Way NE (3.0 mi)



How to pick a shop or dealership

Page State
Directory
User is not logged in
Car Type and Zip selected

Open Issues
notes

 Get Car Help

Join | Sign in | Facebook Connect

Solution Finder | Find a Shop | MyCar | Research

Showing you Solutions for: 2004 Honda Civic DX at 98119 change | save to mycar Get the App

Find a Shop

We found 495 listings matching Honda within 10 miles of 98119

Search by Shop Name >>

Filter Your Results

Sort By:
Relevance
Distance
Score

Search area:
1 mile
2 miles
5 miles
10 miles
25 miles
50 miles

Advanced Filters

Is your shop or dealer missing?
Add a Shop

Featured Listings

Big O Tires 4 Less
(206) 395-4930
2701 4th Ave S (4.4 mi)

Apex Automotive
(206) 784-8292
828 NW 49th St (1.8 mi)

Autohaus Vick Inc
(425) 644-7100
14121 NE 24th St (10.0 mi)

Scanwest Autosport II Inc
(206) 453-0481
9520 Greenwood Ave N (4.2 mi)

Standard Listings

Autologic Inc
1407 132nd Avenue Northeast Ste. 3 (9.4 mi)

The Import Doctors
211 Bell St (1.9 mi)

Bellevue Motor Works
1630 136th Pl NE Ste C (9.6 mi)

Mercer Island Service Center
2728 80th Ave (7.2 mi)

European Motors Corp
16017 Aurora Ave N (7.5 mi)

Honda of Seattle
1015 Olive Way (2.2 mi)

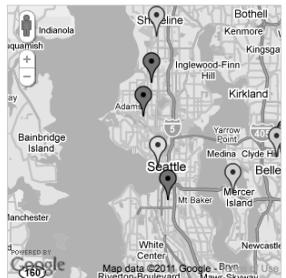
Daisywagen Foreign Car Service
5701 Roosevelt Way Ne (3.1 mi)

Carl's Foreign Car Services
2605 Ne 55th St (3.7 mi)

34th Street Garage
2410 34th Ave (1.7 mi)

L A Auto Repair
7001 15th Avenue Northwest (3.0 mi)


Clinton's Auto Repair, LLC
5330 Roosevelt Way NE (3.0 mi)




» How to pick a shop or dealership

Page State
Directory
User is not logged in
Car Type and Zip selected

Open Issues
current functionality allows to search by car make OR business name...this functionality would seem to allow name search within car make, need to consider how this would work, does alice think this field is required?


 RepairPal
Get Car Help

Join | Sign in | Facebook Connect 

Solution Finder | **Find a Shop** | MyCar | Research

Tell us about your car so that we can show you specific solutions:

Year Make Model Zip Code

Get the App 

Tell us more about your car above to find a Shop or Dealership near you.

Filter Your Results


Sort By:
Relevance
Distance
Score


Search area:
1 mile
2 miles
5 miles
10 miles
25 miles
50 miles


☐ Advanced Filters


Is your shop or dealer missing?

Featured Listings


 Big O Tires & Less
(206) 395-4930
2701 4th Ave S (1.2 mi)


 Apex Automotive
(206) 764-6282
622 NW 49th St (1.3 mi)


 Autohaus Vick Inc
(425) 644-7198
14121 NE 24th St (10.0 mi)


 Scanwest Autosport II Inc
(206) 453-0481
9020 Greenwood Ave N (11.0 mi)


Standard Listings


 Autologic Inc
1407 152nd Avenue Northeast Ste. 3 (11.4 mi)


 The Import Doctors
211 3rd St (1.0 mi)


 Bellevue Motor Works
1630 138th Pl NE Ste C (9.3 mi)


 Mercer Island Service Center
2728 80th Ave (7.0 mi)


 European Motors Corp
18017 Aurora Ave N (7.0 mi)


 Honda of Seattle
1015 Olive Way (1.0 mi)

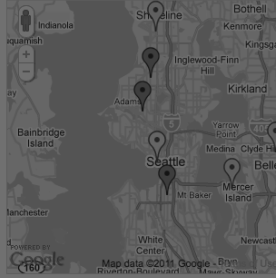
 Datsywagon Foreign Car Service
5701 Roosevelt Way NE (11.1 mi)

 Carl's Foreign Car Services
2600 1st 30th St (1.7 mi)

 34th Street Garage
2410 34th Ave (1.7 mi)

 L.A. Auto Repair
7801 15th Avenue Northwest (11.0 mi)


 Clinton's Auto Repair, LLC
5320 Roosevelt Way NE (11.0 mi)


Map data ©2013 Google, Ryan
Rumyantsev, Microsoft, Mapbox, OpenStreetMap contributors, Swatch, Vito

» How to pick a shop or dealership

Page State
Directory
User is not logged in
Car Type and Zip is not selected

Open Issues
notes

 RepairPal
Get Car Help

Join | Sign in | Facebook Connect

[Solution Finder](#) | [Find a Shop](#) | [MyCar](#) | [Research](#)


Showing you Solutions for: 2004 Honda Civic DX at 98119
Solution for: ABS Control Module
[change](#) | [save to mycar](#)

Get the App


Find a Shop > Honda 98119 > ACME Repair

[Print List](#) | [Save to MyCar](#) | [Share](#) | [Facebook](#)

[» Is this your shop or dealership?](#)

**Acme Repair**
(509) 569-5344
Be the first to write a review
9520 Greenwood Ave N, Seattle, WA 98103

[Improve this page](#)



[» How to pick a shop or dealership](#)


[« Back to search](#)

[Details](#) | [Reviews](#) | [★ Write a Review](#)

At Scanwest Autosport, we do more than just fix broken-down cars. We understand the strengths and weaknesses of Saabs and Subarus, and work to prevent problems before they occur and permanently solve the problems that do. It is our belief that there is more to being your mechanic than simply fixing your car. Even if your car is running perfectly, if you have a question about the right products to use to keep your car looking new, or are looking for a referral to a good tire dealer, give us a call and we will gladly point you in the right direction.

Makes:

Acura	Audi
BMW	Buick
Cadillac	Chevrolet
Chrysler	Dodge
Ford	GMC
Geo	Honda
Hummer	Hyundai
Infiniti	Isuzu
Jaguar	Jeep
Kia	Land Rover
Lexus	Lincoln
Mazda	Mercedes-Benz
Mercury	Mini
Mitsubishi	Nissan
Oldsmobile	Plymouth
Pontiac	Porsche
Saab	Saturn
Scion	Subaru
Suzuki	Toyota
Volkswagen	Volvo

Quality Affiliations:



Specialties:
Service & Repair

Amenities:
Loaner Car | Parts/Accessories

Page State
Directory
User is not logged in
Car Type and Zip selected


Open Issues
notes

Research Home >> Q&A > All Honda > Civic > 2004 Civic

 RepairPal
Get Car Help

Join | Sign in | Facebook Connect

Solution Finder | Find a Shop | MyCar | Research

 Solution Finder

Tell us about your car so that we can show you specific solutions:

Year Make Model Zip Code

Tell us your symptoms:

What is wrong with your car?

Find Solution

>> Show me my options

Tell us more about your car above to see estimates on repairs.
Use the links below to browse suggested repairs or to find a Shop or Dealership near you.

dismiss

Research Home >> Q&A > All Honda > Honda Civic > 2004 Honda Civic

Print List | Save to MyCar | Share

Q&A

Problem Reports

Recalls

Encyclopedia

How To's

Car Reviews

Blog


Search


2004 Honda Civic


Question: *Lift Car*

View questions for: All Honda | Civic | 2004 Civic

Question
prince, Milton, PA, February 20, 2009, 19:57
I have a 1990 Honda Civic Hatch back. The car was lowered and I want to lift it back to it's original height... what do I do??
3 Answers
Answer It

Answer #1
patrick manson from Greg Solow's Engine Room, February 20, 2009, 20:31

You will need to replace the rear suspension coil springs, replace the rear shock absorbers, the front shocks and springs will need to be replaced as well. Check that there is no damage, if the car has been "bottomed out" the exhaust may have been damaged. After the suspensions have been brought back to stock parts a 4 wheel alignment will be necessary to reset caster camber and toe set.
Flag This | Was this helpful? 0 (2 votes)

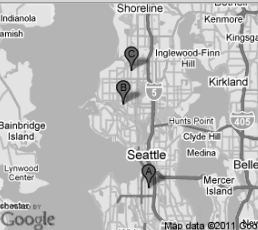
Answer #2
robertfleischer December 28, 2009, 17:17

get stock springs and struts or if it already has same struts then just lift the car up and install stock springs
Flag This | Was this helpful? 0 (2 votes)

Answer #3
Anonymous, December 15, 2010, 09:10

Check if it got adjustable springs then just adjust all of them to the height u want it to be
Flag This | Was this helpful? 0 (0 votes)

Related Items:
My front wheel is loose and makes a crunching noise when I make a right turn.
Right wheel makes a crunching noise when I make a right turn. Lifted car wheel off ground and wheel is loose. Could it be the bearings failing, CV joints or axle/half shaft?
Q&A > Volkswagen > 1998 Volkswagen Cabrio
purge control solenoid
where is the purge control solenoid located?
Q&A > Chrysler > 2004 Chrysler 300M
how is front brake rotor removed
how is front brake rotor removed
Q&A > Acura > 1998 Acura CL
REMOVING REAR DRUM
I NEED TO KNOW HOW TO REMOVE A REAR BRAKE DRUM ON A 2000 ELANTRA.
Q&A > Hyundai > 2000 Hyundai Elantra
Suspension - Wheelchair lift
I have had a wheelchair lift on my 2001 Camry which has 90,000 miles. The lift weighs approx. 130 #s and the chair itself weighs around 70 #s. When the chair is loaded the front of the car is r...
Q&A > Toyota > 2001 Toyota Camry

See the road ahead with RepairRadar

Shops and Dealerships near you



Featured Listings

Big O Tires 4 Less
(206) 395-4930
2701 4th Ave S (4.4 mi)

Apex Automotive
(206) 784-8292
826 NW 49th St (1.8 mi) ★★★★★ (2)

Scanwest Autosport II Inc
(206) 453-0481
9520 Greenwood Ave N (4.2 mi)

» See More Shops and Dealerships


Page State
Research Section
SEO Type: Q&A permalink
User is not logged in
Car Type and Zip not selected**Note**
Alice arrived from Google**NOTE**
For the User who had more than one question:

Top Answerers


Last 7 Days
1. PassinGear
2. sandefur
3. b-glase
4. Hal D
5. stansgarage**Last 30 Days**
1. candaautomotive
2. b-glase
3. torque wrench
4. Hal D
5. sandefur

OR

Open Issues
Does Alice know how to see other questions about her 2004 honda civic?


Join | Sign in | Facebook Connect

[Solution Finder](#)
[Find a Shop](#)
[MyCar](#)
[Research](#)


 Tell us about your car so that we can show you specific solutions:

Year
 Make
 Model
 Zip Code

[Get the App](#)

[Research Home](#) >> [Q&A](#) > [All Honda](#) > [Honda Civic](#) > [2004 Honda Civic](#)
Print List | Save to MyCar | Share

Q&A

Problem Reports

Recalls

Encyclopedia

How To's

Car Reviews

Blog

Search

Q&A

natoque penatibus et maconsectetur adipiscing elit. Suspendisse tellus ligula,

2004 Honda Civic

[Ask Your Question](#)


RepairPal User Questions

Don't see your car? [Search](#)

Recent Questions | Unanswered | Answered | Active


"A & B Pipe" with Catalytic Converter? [Answer this](#)

1998 Honda Accord, 2.3L, 4 cylinders, eok2882, Asheville, NC

 **Hi,**
Recently my "check engine" light lit up and was diagnosed as needing a new catalytic convert...


reattach passenger side rear view mirror held in place by wires [Answer this](#)

2008 Toyota Avalon, 3.5L V6, Kowlesresidence, Millersville, MD

 **car slid on driveway entering garage last night, knocking passenger rearview mirror off mounting...**


how many motor mounts my car have [Answer this](#)

1998 Oldsmobile 88, Anonymous, Philadelphia, PA

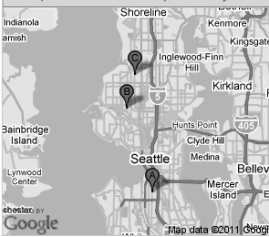
 **how many motor mounts i have**

Oil Leak [Answer this](#)

2003 Ford Ranger, 3.0L V6, PITT1, Conazopolis, PA

 **I had an oil leak and the dealer replaced the oil pan gasket at a cost of \$400.00. The problem re...**

Shops and Dealerships near you



Map data ©2011 Google

Featured Listings

Big O Tires 4 Less
 (206) 395-4930
 2701 4th Ave S (4.4 mi)

Apex Automotive
 (206) 784-8292
 826 NW 49th St (1.8 mi) ★★★★★ (2)

Scanwest Autosport II Inc
 (206) 453-0481
 9520 Greenwood Ave N (4.2 mi)

[See More Shops and Dealerships](#)

Put RepairPal to work for you. Learn how.

\$342 - \$412
 Dealership
 Independent Shop

How RepairPal Works

Page State
 Research Section
 User is not logged in
 Car Type and Zip not selected

NOTE

For the User who had more than one question:

Top Answerers

Last 7 Days


1. PassinGear
2. sandefur
3. b-glaste
4. Hal D
5. stansgarage

Last 30 Days

1. candaeautomotive
2. b-glaste
3. torque wrench
4. Hal D
5. sandefur


Open Issues

Notes here


 Get Car Help

[Join](#) | [Sign in](#) | [Facebook Connect](#)

[Solution Finder](#) | [Find a Shop](#) | [MyCar](#) | [Research](#)


 Tell us about your car so that we can show you specific solutions:

Year
 Make
 Model
 Zip Code

[Get the App](#)

Don't see what you need? Tell us more about your car above and see more useful solutions.
 [dismiss](#)

[Research Home >> Q&A](#)
[Print List](#) | [Save to MyCar](#) | [Share](#)

Q&A

Problem Reports

Recalls

Encyclopedia

How To's

Car Reviews

Blog

Search

Q&A

natoque penatibus et maconsectetur adipiscing elit. Suspendisse tellus ligula,


[Ask Your Question](#)


RepairPal User Questions


» Don't see your car?


[Search](#)

Recent Questions | [Unanswered](#) | [Answered](#) | [Active](#)

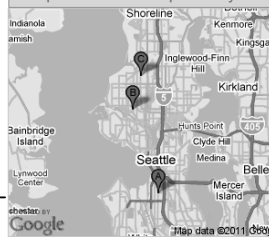
"A & B Pipe" with Catalytic Converter? [Answer this](#)
 1998 Honda Accord, 2.3L, 4 cylinder, e042882, Asheville, NC
 Hi,
 Recently my "check engine" light lit up and was diagnosed as needing a new catalytic convert...
 [C. Rookie](#)

reattach passenger side rear view mirror held in place by wires [Answer this](#)
 2008 Toyota Avalon, 3.5L V6, Sevierassidence, Millersville, MD
 car slid on driveway entering garage last night, knocking passenger rearview mirror off mounting...
 [C. Rookie](#)

how many motor mounts my car have [Answer this](#)
 1996 Oldsmobile 88, Anonymous, Philadelphia, PA
 how many motor mounts i have
 [Anonymous](#)

Oil Leak [Answer this](#)
 2003 Ford Ranger, 3.0L V6, PITT1, Consoville, PA
 I had an oil leak and the dealer replaced the oil pan gasket at a cost of \$400.00. The problem re...
 [C. Rookie](#)

Shops and Dealerships near you



Featured Listings

Big O Tires 4 Less
 (206) 888-4000
 2701 4th Ave S (4.4 mi)

Apex Automotive
 (206) 784-8292
 826 NW 49th St (1.8 mi) ★★★★★ (2)

Scanwest Autosport II Inc
 (206) 453-0481
 9520 Greenwood Ave N (4.2 mi)

[» See More Shops and Dealerships](#)

Put RepairPal to work for you. Learn how.

\$342 - \$412
 Dealership
 Independent Shop

[» How RepairPal Works](#)

Page State
 Research Section
 User is not logged in
 Car Type and Zip not selected
 User has continued to browse

Top Answerers

Last 7 Days

1. PassinGear
2. sandefur
3. b-glaste
4. Hal D
5. stansgarage

Last 30 Days

1. candaeautomotive
2. b-glaste
3. torque wrench
4. Hal D
5. sandefur

OR

Open Issues
 Notes here

RepairPal
Get Car Help

Join | Sign in | Facebook Connect

Solution Finder

Find a Shop

MyCar

Research

Showing you Solutions for: 2004 Honda Civic DX at 98119 [change](#) | [save to mycar](#) [Get the App](#)

Research Home >> Q&A > All Honda > Honda Civic > 2004 Honda Civic [Print List](#) | [Save to MyCar](#) | [Share](#) | [f](#) | [t](#)

Q&A

Problem Reports

Recalls

Encyclopedia

How To's

Car Reviews

Blog

Search

Q&A

Ask Your Question

See the road ahead with RepairRadar

Shops and Dealerships near you

Featured Listings

Put RepairPal to work for you. Learn how.

2004 Honda Civic

Question: *Lift Car*

View questions for: All Honda | Civic | 2004 Civic

Question

prince, Milton, PA, February 20, 2009, 19:57

I have a 1990 Honda Civic Hatch back. The car was lowered and I want to lift it back to it's original height... what do I do??


3 Answers

Answer It

Flag This | Follow this Question

Answer #1

patrick manson from Greg Soley's Engine Room, February 20, 2009, 20:31


 You will need to replace the rear suspension coil springs, replace the rear shock absorbers, the front shocks and springs will need to be replaced as well. Check that there is no damage, if the car has been "bottomed out" the exhaust may have been damaged. After the suspensions have been brought back to stock parts a 4 wheel alignment will be necessary to reset caster camber and toe set.

Flag This | Was this helpful? 0 2 votes

Reply

Answer #2

robertfletcher December 28, 2009, 17:17


 get stock springs and struts or if it already has same struts then just lift the car up and install stock springs

Flag This | Was this helpful? 0 2 votes

Reply

Answer #3

Anonymous, December 15, 2010, 09:10

 Check if it got adjustable springs then just adjust all of them to the height u want it to be

Flag This | Was this helpful? 0 0 votes

Reply

Related items:

My front wheel is loose and makes a crunching noise when I make a right turn.

Right wheel makes a crunching noise when I make a right turn. Lifted car wheel off ground and wheel is loose. Could it be the bearings failing, CV joints or axle/half shaft?

Q&A > Volkswagen > 1998 Volkswagen Cabrio

purge control solenoid

where is the purge control solenoid located?

Q&A > Chrysler > 2004 Chrysler 300M

how is front brake rotor removed

how is front brake rotor removed

Q&A > Acura > 1998 Acura CL

REMOVING REAR DRUM

I NEED TO KNOW HOW TO REMOVE A REAR BRAKE DRUM ON A 2000 ELANTRA.

Q&A > Hyundai > 2000 Hyundai Elantra

Suspension - Wheelchair lift

I have had a wheelchair lift on my 2001 Camry which has 90,000 miles. The lift weighs approx. 130 lbs and the chair itself weighs around 70 lbs. When the chair is loaded the front of the car is r...

Q&A > Toyota > 2001 Toyota Camry

Page State
Research Section
User is not logged in
Car Type and Zip are selected

Top Answerers

Last 7 Days

1. PassinGear
2. sandefur
3. b-glase
4. Hal D
5. stansgarage

Last 30 Days


1. candaautomotive
2. b-glase
3. torque wrench
4. Hal D
5. sandefur

NOTE

For the User who had more than one question:

Open Issues

Notes here

 Get Car Help

Join | Sign in | Facebook Connect

[Solution Finder](#) | [Find a Shop](#) | [MyCar](#) | [Research](#)

Showing you Solutions for: 2004 Honda Civic DX at 98119 [change](#) | [save to mycar](#) [Get the App!](#)

Research Home >> Problem Reports > All Honda > Honda Civic > 2004 Honda Civic [Print List](#) | [Save to MyCar](#) | [Share](#) | [f](#) | [t](#)

Q&A

Problem Reports

Recalls

Encyclopedia

How To's

Car Reviews

Blog


Search

Problem Reports


Report a Problem

natoque penatibus et maonsectetur adipiscing elit. Suspendisse tellus ligula,

2004 Honda Civic

View: Most Reported | Newest |  RepairPal Verified | All Problems

Plugged moon roof drains may cause water leak


Miscellaneous -  RepairPal Verified

Plugged moon roof drains can cause a water leak inside the car, usually over the head of the driver or passengers head when turning a corner. Cleaning the drains will fix this problem.

22 Reports

Me Too

Bad engine mounts may cause vibration, roughness, and rattle


Engine -  RepairPal Verified

Bad engine mounts can cause vibration, roughness felt through the steering wheel, and rattles in the dash area. The bad mount will need to be replaced to smooth things out.

17 Reports

Me Too

Front Compliance Bushings May Crack


Suspension & Steering -  RepairPal Verified

Front compliance bushings crack and break. Replacing the broken bushing will repair the issue.

10 Reports

Me Too

Power Window Switch May Fail


Electrical & Lights -  RepairPal Verified

On certain models a faulty power window switch can cause the power windows to work or not work intermittently.

9 Reports

Me Too

Front struts may leak oil


Suspension & Steering -  RepairPal Verified

The front struts leak oil. Replacing the struts (usually in pairs) will take care of the problem.

6 Reports

Me Too

Sunroof may squeak


Miscellaneous -  RepairPal Verified

On vehicles that have a sunroof, squeaking can occur. Special anti squeak tape needs to be applied to stop the noise.

5 Reports

Me Too

Drivers seat bushings can wear out


Miscellaneous -  RepairPal Verified

On certain models the drivers seat bushings can wear out and the seat can rock back and forth. Replacing the bushings are needed to repair this issue.

3 Reports

Me Too

PCM software update to correct false oxygen sensor code


Exhaust & Emissions -  RepairPal Verified

On certain models the Powertrain Control Module (PCM) can misinterpret the secondary oxygen sensor data and set a false Check Engine light (MIL). A software update from Honda is needed for this issue.

2 Reports

Me Too

Check engine light on due to excessive second clutch wear


Drive Train -  RepairPal Verified

Excessive second clutch wear (automatic transmission) can cause the car not to move and set a Check Engine light (MIL). Replacing the transmission is necessary when this happens.

2 Reports

Me Too

Check Engine Light and "no start" due to faulty transmission range switch

Drive Train -  RepairPal Verified

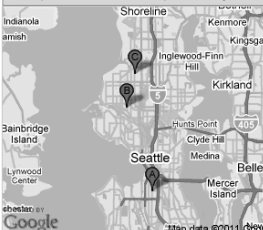
On certain models the automatic transmission range switch can fail and cause the Check Engine light (MIL) to illuminate, and the engine may not crank intermittently. Replacing the range switch is needed for this repair.

2 Reports

Me Too

See the road ahead with RepairRadar

Shops and Dealerships near you



Featured Listings

Big O Tires 4 Less

(206) 395-4930

2701 4th Ave S (4.4 mi)

Apex Automotive

(206) 784-8292

826 NW 49th St (1.8 mi)

★★★★★ (2)

Scanwest Autosport II Inc

(206) 453-0481

9520 Greenwood Ave N (4.2 mi)

[» See More Shops and Dealerships](#)

Put RepairPal to work for you. Learn how.

\$342 - \$412


Dealership


Independent Shop

[» How RepairPal Works](#)


Page State
Research Section
User is not logged in
Car Type and Zip selected


Open Issues
Notes here

 Get Car Help

Join | Sign in | Facebook Connect 

Solution Finder | Find a Shop | MyCar | Research

Showing you Solutions for: 2004 Honda Civic DX at 98119 [change](#) | [save to mycar](#) [Get the App](#) 

Research Home >> Problem Reports > All Honda > Honda Civic > 2004 Honda Civic [Print List](#) | [Save to MyCar](#) | [Share](#) 

Q&A

Problem Reports

Recalls

Encyclopedia

How To's

Car Reviews

Blog

Search

Problem Reports


2004 Honda Civic

Report: *Warped Front Brake Rotors May Cause Vibration When Braking*

Honda Civic Problem

Model Years Affected: 1990, 1991, 1992, 1993, 1994, 1995, 1996, 1997, 1998, 1999, 2000, 2001, 2002, 2003, 2004, 2005, 2006, 2007, 2008, 2009, 2010

Average Mileage: 141,076 mi (20,000 mi - 740,000 mi)

 RepairPal Verified "Warped Front Brake Rotors May Cause Vibration When Braking"

The front disc brake rotors can warp and cause a vibration when braking. The rotors will need to be machined or in cases where they have worn out, replaced to correct this issue.



Follow this Problem Report

37 Reports [Me Too](#)

Report #1

Anonymous, 2009 Honda Civic, 20,000 mi



the brakes have been adjusted and replace, and i still have problems 1 1/2 after purchasing vehicle.

[Flag This](#) | [Was this helpful?](#)   (0 votes)

Report #2

Anonymous, 2008 Honda Civic, 740,000 mi



Haven't fixed it yet.

[Flag This](#) | [Was this helpful?](#)   (0 votes)


Report #3

Anonymous, 2009 Honda Civic, 22,000 mi



rotors warp in between every oil change , its ridiculous.

[Flag This](#) | [Was this helpful?](#)   (0 votes)


Report #4

 SC Rookie

Had to have front rotors resurfaced (3) times in less than 12 months. Honda said this is an isolated incident and they have no recalls or service notes on file



[Flag This](#) | [Was this helpful?](#)   (0 votes)

Report #5

 Jpans07150

2004 Honda Civic, 191,000 mi



Vibrations during braking. Rotors had just been resurfaced, 2 months later, problem returned.

[Flag This](#) | [Was this helpful?](#)   (0 votes)

Report #6

Anonymous, 2006 Honda Civic, 58,000 mi



Slip on the brakes and they squeal at slow speed and shudder at higher speeds.The previous owner had a brake job done at brake check only about 6,000 miles ago...

[Flag This](#) | [Was this helpful?](#)   (0 votes)

Report #7

Anonymous, 2006 Honda Civic, 70,000 mi



Had front brake service done, still shudders, makes noise on braking.

[Flag This](#) | [Was this helpful?](#)   (0 votes)

Report #8



Anonymous, 1997 Honda Civic, 190,000 mi

replaced the rotors and pads

[Flag This](#) | [Was this helpful?](#)   (0 votes)

Report #9



Anonymous, 2000 Honda Civic, 80,000 mi

[Flag This](#) | [Was this helpful?](#)   (0 votes)

Report #10


Anonymous, 2000 Honda Civic, 120,000 mi

Rotor keep warping causing car to shake when stopping.


[Flag This](#) | [Was this helpful?](#)   (0 votes)

See the road ahead with RepairRadar

Shops and Dealerships near you




Featured Listings

 Big O Tires 4 Less

(206) 395-4930


2701 4th Ave S (4.4 mi)

 Apex Automotive

(206) 784-8292

826 NW 49th St (1.8 mi)

★★★★★ (2)

 Scanwest Autosport II Inc

(206) 453-0481

9520 Greenwood Ave N (4.2 mi)

[» See More Shops and Dealerships](#)

Put RepairPal to work for you. Learn how.

\$342 - \$412


Dealership


Independent Shop

[» How RepairPal Works](#)



Page State
Research Section
User is not logged in
Car Type and Zip selected



Open Issues
Notes here

 RepairPal
Get Car Help

Join | Sign In | Facebook Connect 

Solution Finder | Find a Shop | MyCar | Research

 Showing you Solutions for: 2004 Honda Civic DX at 98119 [change](#) | [save to mycar](#) [Get the App](#) 

Research Home >> Recalls > All Honda > Honda Civic > 2004 Honda Civic [Print List](#) | [Save to MyCar](#) | [Share](#) |  

Q&A

Problem Reports

Recalls

Encyclopedia

How To's

Car Reviews

Blog

Search

Recalls

natoque penatibus et maconsectetur adipiscing elit. Suspendisse tellus ligula,

2004 Honda Civic

All Recalls

Honda Recalls Certain 1998-2007 Civic CNG Vehicles to Add Insulation for the CNG Tank

Engines, November 15, 2007

RepairPal Expert Overview:
Honda recalled certain compressed natural gas (CNG) Civic vehicles to add insulation to the rear seat back. In the event of an interior fire, the CNG tank could become compromised due to uneven heating, preventing the pressure relief safety device from functioning as designed. If the tank heats and does not vent the contents, the tank could rupture and explode. Dealers will install the insulation to help protect the tank from uneven heating.

[See more...](#)

Honda Recalls Certain 2004-2005 Civics for Front Seat Belt Anchor Position Issue


Body, Interior & Misc., November 24, 2004

RepairPal Expert Overview:
Honda recalled certain 2004-2005 Civic models for inspection of the front seat belt anchors. Some front seat belt anchors may exhibit restricted movement due to an incorrect washer installed. This restricted movement may cause improper positioning of the seat belt, which could increase the risk of occupant injury in a crash. Dealers will inspect the seat belt anchors for restricted movement and replace the affected washer if necessary.

[See more...](#)


See the road ahead with RepairRadar


Shops and Dealerships near you




Map data ©2011 Google

Featured Listings

 Big O Tires 4 Less
(206) 395-4930
2701 4th Ave S (4.4 mi)

 Apex Automotive
(206) 784-8292
826 NW 49th St (1.8 mi) ★★★★★ (2)

 Scanwest Autosport II Inc
(206) 453-0481
9520 Greenwood Ave N (4.2 mi)

[» See More Shops and Dealerships](#)

Put RepairPal to work for you. Learn how.

\$342 - \$412


Dealership


Independent Shop

[» How RepairPal Works](#)


Page State
Research Section
User is not logged in
Car Type and Zip selected





Open Issues
Notes here

 Get Car Help

Join | Sign in | Facebook Connect 

Solution Finder | Find a Shop | MyCar | Research

Showing you Solutions for: 2004 Honda Civic DX at 98119 change | save to mycar Get the App 

Research Home >> Recalls > All Honda > Honda Civic > 2004 Honda Civic > 07V512000  Print List |  Save to MyCar |  Share | 

Q&A

Problem Reports

Recalls

Encyclopedia

How To's


Car Reviews

Blog

Search

Recalls

2004 Honda Civic: 07V512000

 RepairPal Expert Overview

Honda Recalls Certain 1998-2007 Civic CNG Vehicles to Add Insulation for the CNG Tank

Honda recalled certain compressed natural gas (CNG) Civic vehicles to add insulation to the rear seat back. In the event of an interior fire, the CNG tank could become compromised due to uneven heating, preventing the pressure relief safety device from functioning as designed. If the tank heats and does not vent the contents, the tank could rupture and explode. Dealers will install the insulation to help protect the tank from uneven heating.

Original Recall from the NHTSA

Model Year(s): 1998, 1999, 2000, 2001, 2002, 2003, 2004, 2005, 2006, 2007

Mfr's Report Date: November 15, 2007

NHTSA CAMPAIGN ID Number: 07V512000 **NHTSA Action Number:** N/A

Component: FUEL SYSTEM, OTHER:STORAGE:TANK ASSEMBLY


Potential Number of Units Affected: 6545


Summary: ON CERTAIN COMPRESSED NATURAL GAS (CNG) VEHICLES, IN THE EVENT OF A SEVERE INTERIOR FIRE IN THE AREA OF THE REAR SEAT, THE CNG TANK MAY BE HEATED UNEVENLY, PREVENTING THE PRESSURE RELIEF DEVICE FROM VENTING THE CONTENTS OF THE TANK AS DESIGNED.

Consequence: THIS COULD RESULT IN A TANK RUPTURE, EXPLOSION, AND EJECTION OF THE TANK FROM THE VEHICLE.

Remedy: DEALERS WILL INSTALL A HEAT INSULATOR MATERIAL TO THE REAR SEAT BACK. AN INTERIM OWNER LETTER WAS MAILED TO OWNERS BEGINNING NOVEMBER 26, 2007. WHEN PARTS ARE AVAILABLE, OWNERS WILL BE RENOTIFIED ASKING THEM TO BRING IN THEIR VEHICLE FOR REPAIR. OWNERS MAY CONTACT HONDA AT 1-800-999-1000.

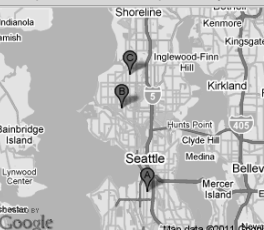
Notes: HONDA RECALL NO. Q63 CUSTOMERS MAY ALSO CONTACT THE NATIONAL HIGHWAY TRAFFIC SAFETY ADMINISTRATION'S VEHICLE SAFETY HOTLINE AT 1-888-327-4236 (TTY 1-800-424-9153), OR GO TO [HTTP://WWW.SAFERCAR.GOV](http://www.safercar.gov).

 Recall data provided by the National Highway Traffic Safety Administration

Add your experience with this recall 


See the road ahead with RepairRadar

Shops and Dealerships near you




Map data ©2011 Google

Featured Listings

 Big O Tires 4 Less


(206) 395-4930

2701 4th Ave S (4.4 mi)

 Apex Automotive

(206) 784-8292

826 NW 49th St (1.8 mi) ★★★★★ (2)

 Scanwest Autosport II Inc

(206) 453-0481

9520 Greenwood Ave N (4.2 mi)

» See More Shops and Dealerships

Put RepairPal to work for you. Learn how.


\$342 - \$412


Dealership

Independent Shop

» How RepairPal Works

Page State
Research Section
User is not logged in
Car Type and Zip selectedOpen Issues
Notes here

 Get Car Help

Join | Sign in | Facebook Connect 

Solution Finder | Find a Shop | **MyCar** | Research

Showing you Solutions for: 2004 Honda Civic DX at 98119 [change](#) | [save to mycar](#) [Get the App!](#)

Research Home >> Encyclopedia [Print List](#) | [Save to MyCar](#) | [Share](#) | [Facebook](#) | [Twitter](#)


Q&A
Problem Reports
Recalls
Encyclopedia
Drive Train
Brakes
Electrical & Lights
Engine
Exhaust & Emissions
Heating & Air Conditioning
Scheduled Maintenance
Suspension & Steering
How To's
Car Reviews
Blog
Search


Encyclopedia

natoque penatibus et maconsectetur adipiscing elit. Suspendisse tellus ligula,

Popular Articles:

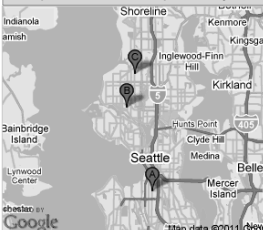
1 2 3 4 5 6

**CHECK**
Check Engine Light: What It Means and What to Do
Etiam nec quam nulla, eu mattis magna. Sed lectus lacus, posuere ac adipiscing at, interdum eu massa. Vestibulum eu eros quis nulla luctus imperdiet. Integer ultricies neque id sem tincidunt ut consequat augue placerat. Pellentesque dignissim, arcu id placerat mattis, dolor dolor eleifend nibh, id porta arcu augue eget quam. Nam nec nibh nisl, ac placerat urna.



**CHECK**
Check Engine Light: What It Means and What to Do
Etiam nec quam nulla, eu mattis magna. Sed lectus lacus, posuere ac adipiscing at, interdum eu massa. Vestibulum eu eros quis nulla luctus imperdiet. Integer ultricies neque id sem tincidunt ut consequat augue placerat. Pellentesque dignissim, arcu id placerat mattis, dolor dolor eleifend nibh, id porta arcu augue eget quam. Nam nec nibh nisl, ac placerat urna.

Don't see your answer?
Ask the community

Shops and Dealerships near you



Featured Listings

-  **Big O Tires 4 Less**
(206) 395-4930
2701 4th Ave S (4.4 mi)
-  **Apex Automotive**
(206) 784-8292 ★★★★★ (2)
826 NW 49th St (1.8 mi)
-  **Scanwest Autosport II Inc**
(206) 453-0481
9520 Greenwood Ave N (4.2 mi)

» See More Shops and Dealerships

Put RepairPal to work for you. Learn how.


\$342 - \$412

Dealership
Independent Shop

» How RepairPal Works

Page State
Research Section
User is not logged in
Car Type and Zip selected

Open Issues
Notes here

 Get Car Help

Join | Sign in | Facebook Connect

Solution Finder | Find a Shop | MyCar | Research

Showing you Solutions for: 2004 Honda Civic DX at 98119 [change](#) | [save to mycar](#) [Get the App](#)

Research Home >> Encyclopedia [Print List](#) | [Save to MyCar](#) | [Share](#) | [Facebook](#)

Q&A
Problem Reports
Recalls
Encyclopedia
Drive Train
Brakes
Electrical & Lights
Engine
Exhaust & Emissions
Heating & Air Conditioning
Scheduled Maintenance
Suspension & Steering
How To's
Car Reviews
Blog
Search

Encyclopedia: Drive Train

System Overview

- Drive Train
- GM 4WD Warning Light Issues

Repairs and Services

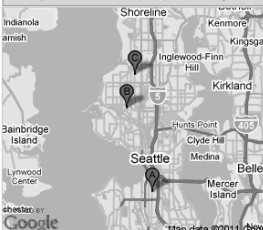
- Automatic Transmission Diagnosis
- Automatic Transmission Replacement
- Clutch Assembly, Manual Transmission Replacement
- Clutch Cable Replacement
- Clutch Fluid Replacement
- Clutch Master Cylinder Replacement
- Clutch Slave Cylinder Replacement
- Differential Drain and Refill
- Drive Shaft Repair
- Drive Shaft Universal Joint Replacement
- Front Differential Fluid Replacement
- Hallex Fluid Replacement
- Manual Transmission Replacement
- Rear Differential Fluid Change

Parts

- Automatic Transaxle
- Automatic Transmission
- Automatic Transmission Fluid
- Clutch
- Clutch Assembly
- Clutch Cable
- Clutch Disc

Don't see your answer?
Ask the community

Shops and Dealerships near you

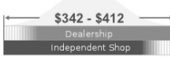


Featured Listings

- Big O Tires 4 Less**
(206) 395-4930
2701 4th Ave S (4.4 mi)
- Apex Automotive**
(206) 784-8292 ★★★★★ (2)
826 NW 49th St (1.8 mi)
- Scanwest Autosport II Inc**
(206) 453-0481
9520 Greenwood Ave N (4.2 mi)


[» See More Shops and Dealerships](#)


Put RepairPal to work for you. Learn how.



» How RepairPal Works

Page State
Research Section
User is not logged in
Car Type and Zip selected

 Get Car Help

Join | Sign in | Facebook Connect 

Solution Finder | Find a Shop | MyCar | Research

Showing you Solutions for: 2004 Honda Civic DX at 98119 [change](#) | [save to mycar](#) [Get the App](#)

Research Home >> Encyclopedia > Drive Train > GM 4WD Warning Light Issues [Print List](#) | [Save to MyCar](#) | [Share](#) | [Facebook](#) | [Twitter](#)

Q&A
Problem Reports
Recalls
Encyclopedia
Drive Train
Brakes
Electrical & Lights
Engine
Exhaust & Emissions
Heating & Air Conditioning
Scheduled Maintenance
Suspension & Steering
How To's
Car Reviews
Blog
Search

Encyclopedia: Drive Train

GM 4WD Warning Light Issues

Is your 4WD light flashing? Will your 4WD not engage? Is your 4WD warning light on or a "Service 4WD System" message displayed? Please read the article below for information, common problems, and possible solutions to these issues.

GM Push Button 4WD Systems

These systems use dash-mounted mode switches and electronic controls to perform the functions of the 4WD system. They allow Shift-on-the-Fly from 2WD to 4WD high range. This is accomplished by locking the front differential using a remote actuator.

Why Are My 4WD Lights Flashing?

Here are some of the reasons why the mode light on the 4WD switch might be flashing.

- The mode light for a selected shift will flash until the shift is complete as indicated by a switch in the front differential. If the shift is not completed, the mode light will flash for a short time and then go out (no shift completed).
- If a shift is attempted that is impossible (for example, attempting to shift from 2WD high to 4WD low while the vehicle is moving), all the mode lights will flash for approximately 30 seconds and then go out (no shift completed).
- In the first generation systems, mode lights will also blink to display fault codes. The timing of the flashes indicates the fault code stored in the Transfer Case Control Module.

First Generation

In the mid 1990s, the push button system was introduced on GM T series trucks and SUVs (Chevrolet S10/Blazer and GMC Sonoma/Jimmy). The system was introduced on the full-sized truck and SUVs shortly after. Some common problems with these systems are:

- Logic lock-up within the Transfer Case Control Module. Removing the 4WD fuse for a few minutes may correct this issue (fuse location varies according to the model). Resetting the TCCM may only be a temporary repair. If the system fails again, further diagnoses may be required to isolate the fault.
- Faulty encoder motor on the transfer case.
- Sticking actuator in the front differential on the full-sized models.

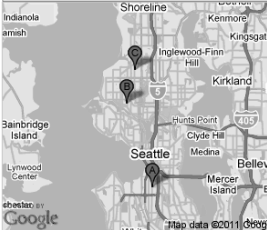
Second Generation

The second generation systems were introduced during the model changeover in the early 2000s. The T series (Chevrolet Colorado/Traillazer and GMC Canyon/Envoy), along with the K series (Chevrolet Silverado/Tahoe and Sierra/Yukon), began using the second generation system at this time. Common problems for the full-sized trucks and SUVs are:

- Erratic operation of the dash-mounted mode selector switch.
- The 4WD system is not working and the code C0327 stored in the Transfer Case Control Module are caused by a faulty position sensor in the encoder motor. If you are mechanically inclined and

Don't see your answer?
Ask the community

Shops and Dealerships near you




Featured Listings

- Big O Tires 4 Less**
(206) 395-4930
2701 4th Ave S (4.4 mi)
- Apex Automotive**
(206) 784-8292 ★★★★★ (2)
826 NW 49th St (1.8 mi)
- Scanwest Autosport II Inc**
(206) 453-0481
9520 Greenwood Ave N (4.2 mi)

[» See More Shops and Dealerships](#)

Put RepairPal to work for you. Learn how.




\$342 - \$412
Dealership
Independent Shop

[» How RepairPal Works](#)

Page State
Research Section
User is not logged in
Car Type and Zip selected

Open Issues
Notes here

 Get Car Help

Join | Sign in | Facebook Connect

[Solution Finder](#) | [Find a Shop](#) | [MyCar](#) | [Research](#)

Showing you Solutions for: 2004 Honda Civic DX at 98119 [change](#) | [save to mycar](#) [Get the App](#)

[Research Home >> How To's](#) [Print List](#) | [Save to MyCar](#) | [Share](#) | [Facebook](#)

Q&A

- [Problem Reports](#)
- [Recalls](#)
- [Encyclopedia](#)
- [How To's](#)
- [Car Reviews](#)
- [Blog](#)
- [Search](#)

How To's


natoque penatibus et maonsectetur adipiscing elit. Suspendisse tellus ligula,

Popular Articles:

1 2 3 4 5 6

Popular Articles:

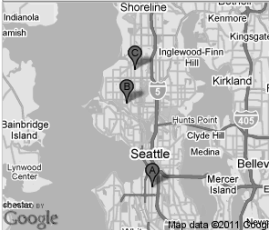
- My Windshield Washers Don't Work! What Could Be Wrong?
- Regular Gas: Is It Okay to Use in Your Car?
- Smog Check: Obtaining a California Smog Certificate
- Testing for Head Gasket Failure
- The Repair Cost of Hybrids: Should You Be Worried?
- Tire Maintenance 101 Tune-Up: What Exactly Is It?
- Warning Lights: What Do They Mean? Weak or No Heat?
- Is It the Heater Blower?
- What Does Drivability Mean?
- What Does the Smoke from My Tail Pipe Mean?
- What Is Causing My Brakes to Vibrate?
- What Is Engine Knocking? What Is Engine Pinging?
- Why Are My Brakes Making Noise?

 **CHECK**

Check Engine Light: What It Means and What to Do
Etiam nec quam nulla, eu mattis magna. Sed lectus lacus, posuere ac adipiscing at, interdum eu massa. Vestibulum eu eros quis nulla luctus imperdiet. Integer ultricies neque id sem tincidunt ut consequat augue placerat. Pellentesque dignissim, arcu id placerat mattis, dolor dolor eleifend nibh, id porta arcu augue eget quam. Nam nec nibh nisi, ac placerat uma.

Don't see your answer?
Ask the community

Shops and Dealerships near you



Featured Listings

- Big O Tires 4 Less**
(206) 395-4930
2701 4th Ave S (4.4 mi)
- Apex Automotive**
(206) 784-8292 ★★★★★ (2)
826 NW 49th St (1.8 mi)
- Scanwest Autosport II Inc**
(206) 453-0481
9520 Greenwood Ave N (4.2 mi)

[» See More Shops and Dealerships](#)

Put RepairPal to work for you. Learn how.


\$342 - \$412

Dealership
Independent Shop

[» How RepairPal Works](#)

Page State
Research Section
User is not logged in
Car Type and Zip selected

Open Issues
Notes here

 Get Car Help

Join | Sign in | Facebook Connect

[Solution Finder](#) | [Find a Shop](#) | [MyCar](#) | [Research](#)

Showing you Solutions for: 2004 Honda Civic DX at 98119 [change](#) | [save to mycar](#) [Get the App](#)

Research Home >> How To's > Automobile Owners Manuals Online [Print List](#) | [Save to MyCar](#) | [Share](#)

Q&A

Problem Reports

Recalls

Encyclopedia

How To's












Car Reviews

Blog

Search

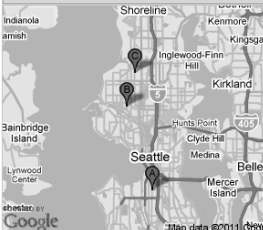
How To's

Automobile Owners Manuals Online


Brand	Fee	Info
	Acura	\$ All models, all years available
	Audi	\$ Many are available for purchase from Audi
	BMW	Free Free online owner's manuals and videos for models 2004–
	Buick	Free Free with Yahoo.com account
	Cadillac	Free Free with Yahoo.com account
	Chevrolet	Free Free with Yahoo.com account
	Chrysler	Free 2004– Models are free; 1995–2003 are available for a fee
	Dodge	Free 2004– Models are free; 1995–2003 are available for a fee
	Ford	Free 1996– Owner's manuals are free
	GMC	Free Free with Yahoo.com account
	Honda	\$ All years available; visit Honda owner website here>>

Don't see your answer?
Ask the community


Shops and Dealerships near you




Featured Listings



Big O Tires 4 Less
(206) 395-4930
2701 4th Ave S (4.4 mi)



Apex Automotive
(206) 784-8292
826 NW 49th St (1.8 mi) ★★★★★ (2)



Scanwest Autosport II Inc
(206) 453-0481
9520 Greenwood Ave N (4.2 mi)

[» See More Shops and Dealerships](#)

Put RepairPal to work for you. Learn how.

\$342 - \$412


Dealership


Independent Shop

[» How RepairPal Works](#)


Page State
Research Section
User is not logged in
Car Type and Zip selected


Open Issues
messy with section title and
content title, consider other
approaches

 Get Car Help

Join | Sign in | Facebook Connect 

[Solution Finder](#) | [Find a Shop](#) | [MyCar](#) | [Research](#)

 Tell us about your car so that we can show you specific solutions:

Get the App 

Don't see what you need? Tell us more about your car above and see more useful solutions. [dismiss](#)

Research Home >> Ratings & Reviews > All Reviews [Print List](#) | [Save to MyCar](#) | [Share](#) | [Facebook](#) | [Twitter](#)

Q&A

Problem Reports

Recalls

Encyclopedia

How To's

Car Reviews

Blog

Search

Ratings & Reviews

natoque penatibus et maonsectetur adipiscing elit. Suspendisse tellus ligula,

Recent Reviews

2006 Honda Ridgeline

★★★★

I got my 2006 on March 2, 2005 and now have 101,700 miles on it. I've had no major problems, since I've had it I just replaced my Michelin tires with 98, 800 miles and would highly recommend these tires. The only issue I had was minor (replaced the seat at 36,000 miles, as it was wearing and shouldn't have been) and Honda took care of it through warranty.

1996 Honda Prelude

★★★★

I have only driven this car for a few months so hopefully I can change this rating when I know more about the car.

2000 Honda Accord

★★★★

BEST CAR EVER!

2007 Honda Civic

★★★★

Had to replace Engine Mount at 30k miles. It would rattle and make a bad low grumble sound in Reverse. That's a tough \$600 to drop on a non Warranty part of the Engine. Anybody else had similar problems?

2007 Honda CR-V

★★★★

2007 2i petrol CRV. Just blew a head gasket at 54,000km. Bought this car, at a premium, for reliability! Not under warranty as 3-years is up. lan@markleeds.co.za, South Africa

2003 Honda Accord

★★★★

fantastic car

2000 Honda Accord

★★★★

other than the o2 sensor, my car is up to 278 thousand folks. hd to change the water pump at 200 thousand, considering I travel between Texas and Ga on regular bases, its a given that I change out the brakes now and then. all check engine signals are easy to diagnosis and fix in a heart beat, air condit is a problem at idlie at traffic congested areas. got great gas mileage as long as i follow all the maintenance rules for the care of the Honda. I would buy another one if i could but I like a broke in car and I am familiar with its history. Love the HONDAS.....p.s. I am a woman that repairs her on issues with this car so what do i know but settle for a Honda anyway.

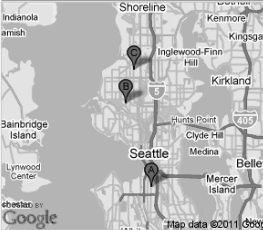
2011 Honda CR-V

★★★★


I was forced into buying another vehicle, because my previous one - a 1996 Jeep Cherokee Country, was totaled by a careless driver. So, in Nov 2010, I went into a car search like never before. After all the test drives and in some cases doing internet reseach without a drive, I knew I wanted a quality compact SUV with good-to-better EPA gas mileage. My choice- a 2011 CR V EX 4WD. In sum, it is at


Don't see your answer?
Ask the community


Shops and Dealerships near you



Featured Listings

 **Big O Tires 4 Less**
(206) 395-4930
2701 4th Ave S (4.4 mi)

 **Apex Automotive**
(206) 784-8292
826 NW 49th St (1.8 mi)

 **Scanwest Autosport II Inc**
(206) 453-0481
9520 Greenwood Ave N (4.2 mi)

» See More Shops and Dealerships

Put RepairPal to work for you. Learn how.

\$342 - \$412


Dealership

Independent Shop

» How RepairPal Works

Page State
Research Section
User is not logged in
Car Type and Zip selected

Open Issues
Notes here

 Get Car Help

Join | Sign in | Facebook Connect

[Solution Finder](#) | [Find a Shop](#) | [MyCar](#) | [Research](#)

Showing you Solutions for: 2004 Honda Civic DX at 98119 [change](#) | [save to mycar](#) [Get the App!](#)

Research Home >> Ratings & Reviews > All Reviews > All Honda > Honda Civic > 2004 Honda Civic [Print List](#) | [Save to MyCar](#) | [Share](#) | [f](#)

Q&A

Problem Reports

Recalls

Encyclopedia

How To's

Car Reviews

Blog

Search

Ratings & Reviews

natoque penatibus et maconsectetur adipiscing elit. Suspendisse tellus ligu

2004 Honda Civic Owner Reviews

Overall Score (5 reviews)

★★★★★

Body, Interior & Misc.

★★★★★

Brakes

★★★★★

Drive Train

★★★★★

Electrical & Lights

★★★★★

Engine

★★★★★

Exhaust & Emissions


★★★★★

Heating & Air Conditioning

★★★★★

Suspension & Steering

★★★★★



Review this Car

2001 Honda Civic Owner Reviews (5 reviews)


[Write a review](#)

All Civic | 2001 Civic

2001 Honda Civic

Anonymous, Algonquin, IL, November 26, 2010 19:56

★★★★★




I bought my 2001 honda civic LX 4DR in January of 2008 not a single problem initially did alternator, battery etc but now if you see my car is excellent I like factory stuff and factory accessories. Have a complete original factory body kit, original alloy wheels, navigation, original dash trim kit. I always by genuine parts & accessories and if you maintain it, it will never give you any problem.

[Flag This](#) | Was this review helpful? [0](#) [thumbs up](#) [thumbs down](#) (0 votes)

2001 Honda Civic

Anonymous, Los Angeles, CA, August 06, 2010 23:34

★★★★★




I've had this car for almost 9 years and the transmission just failed on me without warning at about 94K miles. I also need new struts and brake pads, so was just quoted \$5K for repairs. I may junk it, as the blue book is 5K. Before that I had few problems. The interior, after 9 years, is showing definite wear/tear--the molding on the outside starting to pop off, the vanity mirror flip up lids fell off, and the little coin basket broke off. The interior "carpet" like fabric on the doors started peeling up about a year ago, and the fabric has thinned on the roof, etc. Really disappointed I didn't get more out of this car. Get a 2000. Avoid this year!

[Flag This](#) | Was this review helpful? [0](#) [thumbs up](#) [thumbs down](#) (0 votes)

2001 Honda Civic

Anonymous, Ringgold, VA, May 24, 2010 17:52

★★★★★



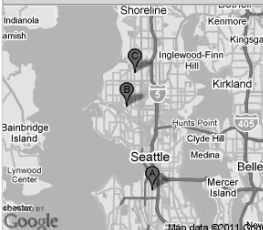
Excellent Vehicle, I bought it when it had 113,000 miles now it has 138,000. No Problem so far with anything. It's Stick Shift, great Pick up, great performance. I LOVE THIS CAR.

[Flag This](#) | Was this review helpful? [+1](#) [thumbs up](#) [thumbs down](#) (1 vote)


Don't see your answer?


Ask the community


Shops and Dealerships near you



Featured Listings

 **Big O Tires 4 Less**
(206) 395-4930
2701 4th Ave S (4.4 mi)

 **Apex Automotive**
(206) 784-8292
826 NW 49th St (1.8 mi) ★★★★★ (2)

 **Scanwest Autosport II Inc**
(206) 453-0481
9520 Greenwood Ave N (4.2 mi)

[See More Shops and Dealerships](#)

Put RepairPal to work for you. Learn how.

\$342 - \$412

Dealership

Independent Shop

[How RepairPal Works](#)

Page State
Research Section
User is not logged in
Car Type and Zip selected

Open Issues
Notes here

Join | Sign in | Facebook Connect

Get Car Help

Solution FinderFind a ShopMyCarResearch

Showing you Solutions for: 2004 Honda Civic DX at 98119change | save to mycarGet the App

Research Home >> BlogPrint List | Save to MyCar | Share | f

Q&A

Problem Reports

Recalls

Encyclopedia

How To's

Car Reviews

Blog

Car News

For Fun

Industry News

RepairPal News

Mechanic's Corner

Technology

Search


RepairPal Blog

natoque penatibus et maconsectetur adipiscing elit. Suspendisse tellus ligula,

Chinese Automaker Offers a Hybrid

No comments

By Natalie Joseph



Usually when people become parents, they hand over the keys to their sports car, resign themselves to the dreaded minivan or station wagon, and wait the 20+ years until their midlife crisis finally gives them the green light to buy that 6-cylinder, 2-seater they had to give up in the first place. It's part of the deal—when you are a parent, you do the responsible thing, and there is nothing responsible about having a sports car when your children are in diapers. You just don't do it.

But these days, it's definitely possible to have your cake and eat it, too—especially if you have money. And for those of you who want a sports car, but need a four-seater, and are willing to fork over around \$800,000, there is a car waiting for you—the 2012 Ferrari FF.

The FF (which stands for "Ferrari Four," in reference to the fact that all four wheels are driven) has an all-wheel drive system that claims to be 50 percent lighter than other systems, though the company has not released any specifics on how this was achieved. The total weight of the car is slightly under 4,000 pounds, which is pretty amazing considering the power and size of the vehicle.

The vehicle's shape and drivetrain may be unusual, but the engine—a 6.2-liter, V12 powertrain with 651 horsepower at 8,000 rpm—is pure Ferrari. With a dual-clutch transmission, the vehicle can go from 0 to 60mph in just 3.7 seconds, which is exactly what you need when trying to beat everybody out of the parking lot after a soccer game. The top speed—208 mph—is sure to make every other parent jealous. As expected, its fuel efficiency is quite low at 15.3 mpg in European standards, which are considerably more optimistic than American standards, but a hybrid version doesn't seem too far off.

All in all, the new FF claims to be a decisive break with the past. According to its press release, "the new car represents not so much an evolution as a true revolution," and is designed to cater to wealthy owners who want to use their Ferrari more often. The vehicle comfortably seats four with room for luggage. According to spokesman, Edward Rowe, the FF is "fully capable of going to a high-speed performance day and then take you and your family and skis in the car down to the snow for a ski weekend. This illustrates the enormous breadth and ability of this car."

The new FF is set to debut at the Geneva Motor Show in March and will be available for sale by the end of 2011, which gives you plenty of time to start saving!

Add Comment

Category: Blog > Car News

Recalls for the Week of January 27, 2011

No comments

By jaded

At RepairPal, we receive daily recall information from the National Highway Traffic and Safety Administration (NHTSA). Each day, our technical experts review the data and provide a summary designed to help you understand what the recall means, how to recognize if the recall affects your vehicle, and what to do about it.

To find all of the recalls that apply to your vehicle, please visit the Car Info page >>

In some cases, only certain vehicles for a particular model year are actually recalled. The best way to find out whether or not your vehicle is affected by a recall is to contact your vehicle manufacturer or your local dealer. Find a dealership here >>

Recent Posts:

Want a Ferrari, but Need Something Practical? Try the FF

Recalls for the Week of January 27, 2011

Toyota Recalls 1.7 Million Cars Worldwide

Customizing Your Vehicle Settings

Recalls for the Week of January 20, 2011

Don't see your answer?

Ask the community

RepairPal on Twitter...

XF

katefrostrinc just heard about this site yesterday and registered some of my stores. It's free and only takes a few minutes to... http://fb.me/Tkacu3vt

petreysocccermom how do i replace the alternator http://repairpal.com/how...

mrgames2 RepairPal http://repairpal.com/


iPhone271 uploaded a YouTube video -- RepairPal App- First Look http://youtu.be/apUWqCZC...

simplysister won't go into reverse http://repairpal.com/won...

Blaze42011 Oxygen sensor failed error

Join the conversation

Shops and Dealerships near you



Featured Listings

Big O Tires 4 Less

(206) 395-4930

2701 4th Ave S (4.4 mi)

Apex Automotive

(206) 784-8292

826 NW 49th St (1.8 mi) ★★★★★ (2)

Scanwest Autosport II Inc


(206) 453-0481

9520 Greenwood Ave N (4.2 mi)

> See More Shops and Dealerships

Page State
Research Section
User is not logged in
Car Type and Zip selected

Open Issues
Notes here


 Get Car Help

[Join](#) | [Sign in](#) | [Facebook Connect](#)

[Solution Finder](#) | [Find a Shop](#) | [MyCar](#) | [Research](#)

Showing you Solutions for: 2004 Honda Civic DX at 98119 [change](#) | [save to mycar](#) [Get the App](#)

[Research Home >> Blog > Car News](#)

[Print List](#) | [Save to MyCar](#) | [Share](#)

Q&A

Problem Reports

Recalls

Encyclopedia

How To's

Car Reviews

Blog

[Car News](#)
[For Fun](#)
[Industry News](#)
[RepairPal News](#)
[Mechanic's Corner](#)
[Technology](#)


Search

RepairPal Blog: Car News

Want a Ferrari, but Need Something Practical? Try the FF

No comments

By Natalie Josef



Usually when people become parents, they hand over the keys to their sports car, resign themselves to the dreaded minivan or station wagon, and wait the 20+ years until their midlife crisis finally gives them the green light to buy that 6-cylinder, 2-seater they had to give up in the first place. It's part of the deal—when you are a parent, you do the responsible thing, and there is nothing responsible about having a sports car when your children are in diapers. You just don't do it.

But these days, it's definitely possible to have your cake and eat it, too—especially if you have money. And for those of you who want a sports car, but need a four-seater, and are willing to fork over around \$800,000, there is a car waiting for you—the 2012 Ferrari FF.

The FF (which stands for "Ferrari Four," in reference to the fact that all four wheels are driven) has an all-wheel drive system that claims to be 50 percent lighter than other systems, though the company has not released any specifics on how this was achieved. The total weight of the car is slightly under 4,000 pounds, which is pretty amazing considering the power and size of the vehicle.

The vehicle's shape and drivetrain may be unusual, but the engine—a 6.2-liter, V12 powertrain with 651 horsepower at 8,000 rpm—is pure Ferrari. With a dual-clutch transmission, the vehicle can go from 0 to 60mph in just 3.7 seconds, which is exactly what you need when trying to beat everybody out of the parking lot after a soccer game. The top speed—208 mph—is sure to make every other parent jealous. As expected, its fuel efficiency is quite low at 15.3 mpg in European standards, which are considerably more optimistic than American standards, but a hybrid version doesn't seem too far off.

All in all, the new FF claims to be a decisive break with the past. According to its press release, "the new car represents not so much an evolution as a true revolution," and is designed to cater to wealthy owners who want to use their Ferrari more often. The vehicle comfortably seats four with room for luggage. According to spokesman, Edward Rowe, the FF is "fully capable of going to a high-speed performance day and then take you and your family and skis in the car down to the snow for a ski weekend. This illustrates the enormous breadth and ability of this car."

The new FF is set to debut at the Geneva Motor Show in March and will be available for sale by the end of 2011, which gives you plenty of time to start saving!

Add Comment
 Category: Blog > Car News

Recalls for the Week of January 27, 2011

January 27th 2011

No comments

By Jdaddel

At RepairPal, we receive daily recall information from the National Highway Traffic and Safety Administration (NHTSA). Each day, our technical experts review the data and provide a summary designed to help you understand what the recall means, how to recognize if the recall affects your vehicle, and what to do about it.

To find all of the recalls that apply to your vehicle, please visit the Car Info page >>

In some cases, only certain vehicles for a particular model year are actually recalled. The best way to find out whether or not your vehicle is affected by a recall is to contact your vehicle manufacturer or your local dealer. Find a dealership here >>

Recent Posts:

Want a Ferrari, but Need Something Practical? Try the FF

Recalls for the Week of January 27, 2011

Toyota Recalls 1.7 Million Cars Worldwide

Customizing Your Vehicle Settings

Recalls for the Week of January 20, 2011

Don't see your answer?
Ask the community

RepairPal on Twitter...

katefrostinc just heard about this site yesterday and registered some of my stores. It's free and only takes a few minutes to... <http://fb.me/Tkacu3vt>

petreysoccommom how do i replace the alternator <http://repairpal.com/how...>

mrgames2 RepairPal <http://repairpal.com/>

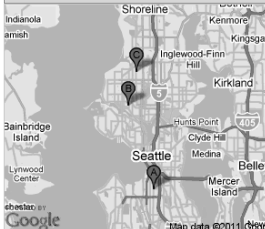
iph0ne27 I uploaded a YouTube video -- RepairPal App-First Look <http://youtu.be/apUwqGZG...>

simplysister won't go into reverse <http://repairpal.com/won...>

Blaze42011 Oxygen sensor failed smon

[Join the conversation](#)

Shops and Dealerships near you



Featured Listings

Big O Tires 4 Less
(206) 395-4930
2701 4th Ave S (4.4 mi)

Apex Automotive
(206) 784-8292 ★★★★★ (2)
626 NW 49th St (1.8 mi)


Scanwest Autosport II Inc
(206) 453-0481
8520 Greenwood Ave N (4.2 mi)

[» See More Shops and Dealerships](#)


 Page State
 Research Section
 User is not logged in
 Car Type and Zip selected

 Open Issues
 Notes here

[Research Home](#) >> [Blog](#) > [Car News](#) > [Chinese Automaker Offers a Hybrid](#)


 Join | [Sign in](#) | [Facebook Connect](#)

[Solution Finder](#) | [Find a Shop](#) | [MyCar](#) | [Research](#)

 Showing you Solutions for: 2004 Honda Civic DX at 98119 change | save to mycar [Get the App](#)

[Research Home](#) >> [Blog](#) > [Car News](#) > [Chinese Automaker Offers a Hybrid](#)


[Print List](#) | [Save to MyCar](#) | [Share](#) | [Facebook](#) | [Twitter](#)

RepairPal Blog: Car News

Chinese Automaker Offers a Hybrid

December 31st 2008
 2 comments

Chinese Automaker BYD (Build Your Dreams) has entered the Hybrid vehicle market. For the equivalent of \$22,000 U.S.D., Chinese citizens can now purchase the first Chinese built, plug-in Hybrid! Named the F3 DM, (DM stands for Dual Mode) the automaker hopes to make it available in the U.S. in 2011. This is quite ambitious for a company that sold its first vehicle in 2003!




The F3 DM is powered by a ferrous battery that BYD claims propels the vehicle from 0 to 60 mph in 10.5 seconds and will travel over 60 miles on a full charge. This technology, says BYD general manager Henry Li, "is superior to the nickel metal hydride (Ni-MH) battery used in current Hybrids". The battery can deliver twice the voltage of a Ni-MH battery, costs less and is eco friendly as it contains no pollutants. [Learn more](#)

Add Comment
 Category: [Blog](#) > [Car News](#)

Comments (2):

matte, December 31, 2008, 12:03
 Is that not a Hyundai?
[Flag This](#)

Fernando Pinto, January 01, 2009, 19:46
 The size of the BYD F3DM is very close to the specifications of the Toyota Corolla. Some compare the body with the previous generations of Corolla with the head lights of the Camry. One factor that caught my attention is that this hybrid 1.0 liter gas engine is used to recharge the batteries when a power outlet is not nearby.
[Flag This](#)

Recent Posts:

Want a Ferrari, but Need Something Practical? Try the FF

Recalls for the Week of January 27, 2011


Toyota Recalls 1.7 Million Cars Worldwide

Customizing Your Vehicle Settings


Recalls for the Week of January 20, 2011


Don't see your answer?
 Ask the community


RepairPal on Twitter...


 katefrosting just heard about this site yesterday and registered some of my stores. It's free and only takes a few minutes to... <http://fb.me/Tkacu3vt>

 petreysoccermom how do i replace the alternator <http://repairpal.com/how...>

 mrgames2 RepairPal <http://repairpal.com/>


 iPhone27 I uploaded a YouTube video -- RepairPal App--First Look <http://youtu.be/apUWqGZG...>

 simplysister won't go into reverse <http://repairpal.com/won...>


 Blizz42011 Chrysler sensor failed smoo

[Join the conversation](#)

Shops and Dealerships near you



Featured Listings

 **Big O Tires 4 Less**
 (206) 395-4930
 2701 4th Ave S (4.4 mi)


 **Apex Automotive**
 (206) 784-8292 ★★★★★ (2)
 826 NW 49th St (1.8 mi)

 **Scanwest Autosport II Inc**
 (206) 453-0481
 9520 Greenwood Ave N (4.2 mi)

[» See More Shops and Dealerships](#)

Page State
 Research Section
 User is not logged in
 Car Type and Zip selected

Note
 stress comments more

 RepairPal
Get Car Help

Join | Sign in | Facebook Connect

Solution Finder | Find a Shop | MyCar | Research

Showing you Solutions for: 2004 Honda Civic DX at 98119 [change](#) | [save to mycar](#) [Get the App](#)

Research Home >> Search

[Print List](#) | [Save to MyCar](#) | [Share](#) | [Facebook](#)


Q&A
Problem Reports
Recalls
Encyclopedia
How To's
Car Reviews
Blog
Search


Search

natoque penatibus et maconsectetur adipiscing elit. Suspendisse tellus ligula,

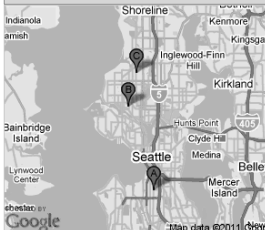
Includes: ☒ Articles ☒ Shops ☒ Cars ☒ Q&A ☒ Problems & Recalls

Don't see what you're looking for?

 See Answers to Honda Civic Questions




 Ask a Question about your 2004 Honda Civic

Shops and Dealerships near you




Map data ©2011 Google

Featured Listings

-  **Big O Tires 4 Less**
(206) 395-4930
2701 4th Ave S (4.4 mi)
-  **Apex Automotive**
(206) 784-8292 ★★★★★ (2)
826 NW 49th St (1.8 mi)
-  **Scanwest Autosport II Inc**
(206) 453-0481
9520 Greenwood Ave N (4.2 mi)

[» See More Shops and Dealerships](#)

Put RepairPal to work for you. Learn how.




\$342 - \$412
Dealership
Independent Shop

[»» How RepairPal Works](#)

Page State
Research Section
User is not logged in
Car Type and Zip selected

Open Issues
Check boxes are not the solution.
Does it make sense to have
categories on the left side?

 RepairPal
Get Car Help

Join | Sign in | Facebook Connect

[Solution Finder](#) | [Find a Shop](#) | [MyCar](#) | [Research](#)

Showing you Solutions for: 2004 Honda Civic DX at 98119 [change](#) | [save to mycar](#) [Get the App?](#)

Research Home >> Search > Results: "Brakes" page 1 [Print List](#) | [Save to MyCar](#) | [Share](#) | [f](#)

Q&A

Problem Reports

Recalls

Encyclopedia

How To's

Car Reviews

Blog

Search

Search

natoque penatibus et maconsectetur adipiscing elit. Suspendisse tellus ligula,

Includes: ☒ Articles ☒ Shops ☒ Cars ☒ Q&A ☒ Problems & Recalls

"Brakes"

Displaying 1 - 10 of 10000 in total

Dodge recall on SERVICE BRAKES, HYDRAULIC:POWER ASSIST
Chrysler Recalls 1996 Dodge Dakotas Due to Power **Brake** Operation Loss

Models	Years
Dodge Dakota	1996

Recalls > Dodge

Ford, Lincoln, Mercury recall on SERVICE BRAKES, HYDRAULIC:FOUNDATION COMPONENTS:DISC:ROTOR
Ford Recalls 1990-1992 Taurus, Mercury Sable, Lincoln Continentals for Brake Rotor Concerns

Models	Years
Ford Taurus	1990, 1991
Lincoln Continental	1990, 1991
Mercury Sable	1990, 1991

Recalls > Ford, Lincoln, Mercury

Ford, Mercury recall on SERVICE BRAKES, HYDRAULIC:SWITCHES:BRAKE WARNING
Ford Recalls 1996 Taurus and Mercury Sable Vehicles for a Faulty Brake Fluid Level Switch

Models	Years
Ford Taurus	1996
Mercury Sable	1996

Recalls > Ford, Mercury

Nissan recall on SERVICE BRAKES, HYDRAULIC:FOUNDATION COMPONENTS:HOSES, LINES/PIPING, AND FITTINGS
Nissan Recalls 1995 Altimas for Improperly Routed Brake Hose

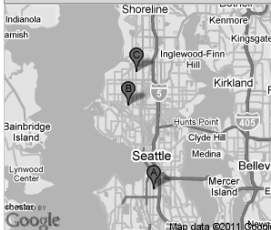
Models	Years
Nissan Altima	1995

Recalls > Nissan

Volkswagen recall on SERVICE BRAKES, HYDRAULIC:FOUNDATION COMPONENTS:HOSES, LINES/PIPING, AND FITTINGS


Don't see your answer?
Ask the community


Shops and Dealerships near you




Map data ©2011 Google

Featured Listings

 Big O Tires 4 Less
(206) 395-4930
2701 4th Ave S (4.4 mi)

 Apex Automotive
(206) 784-8292
826 NW 49th St (1.8 mi) ★★★★★ (2)

 Scanwest Autosport II Inc
(206) 453-0481
9520 Greenwood Ave N (4.2 mi)

» See More Shops and Dealerships

Put RepairPal to work for you. Learn how.

\$342 - \$412

Dealership

Independent Shop

» How RepairPal Works

Page State
Research Section
User is not logged in
Car Type and Zip selected

Open Issues
Notes here